



**cenia**

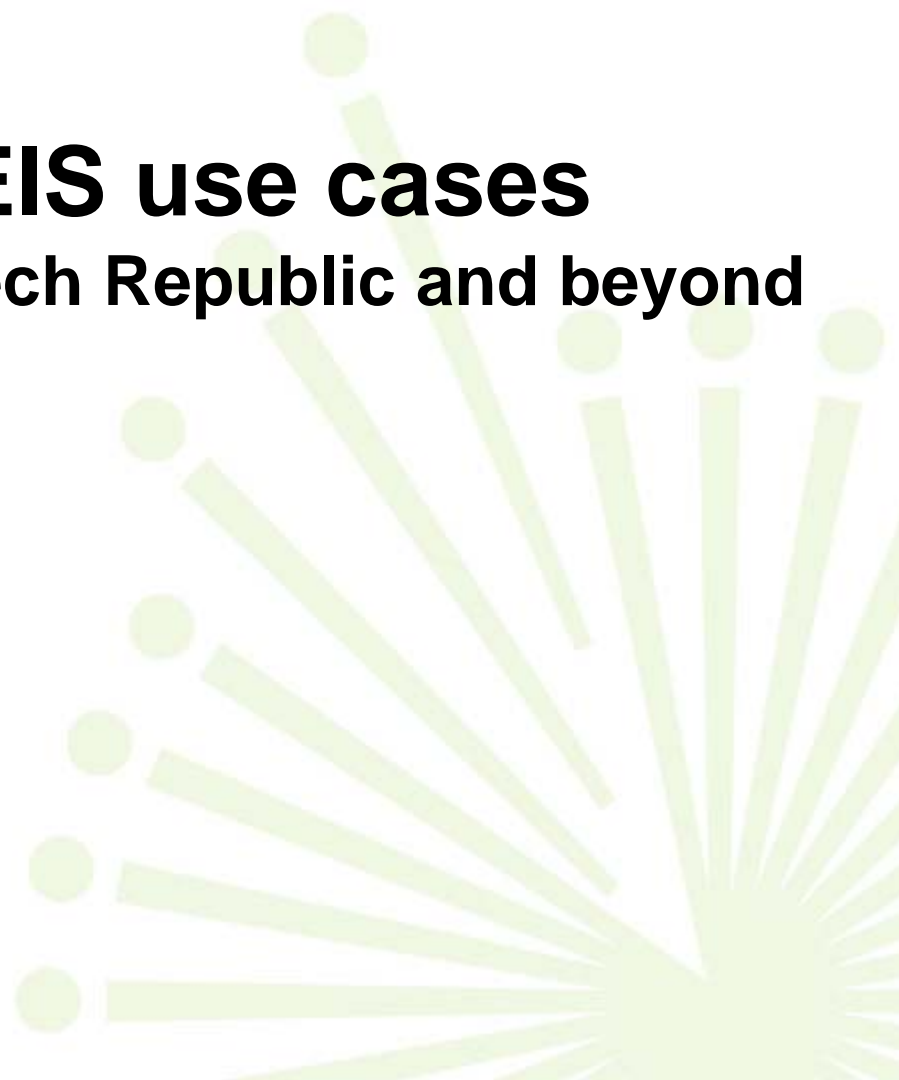
CZECH  
ENVIRONMENTAL  
INFORMATION  
AGENCY

Jiří Hradec

[www.cenia.cz](http://www.cenia.cz)

# **SEIS use cases**

## **in the Czech Republic and beyond**



# Annual national expenditures for management of contaminated sites per unit of GDP

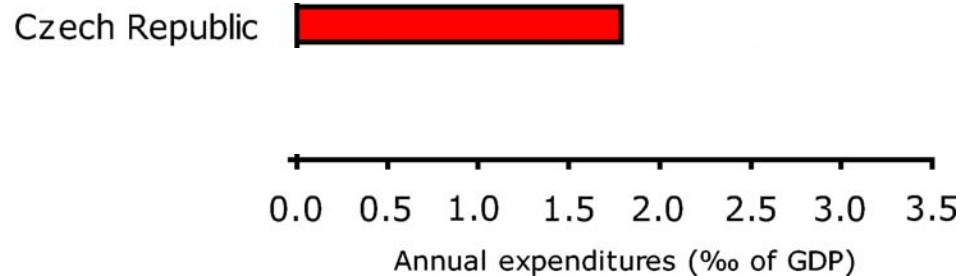
1

Best available data  
Metadata  
Discovery

Best data available

www.cenia.cz

## Annual national expenditures for management of contaminated sites per unit of GDP



Source: EEA, CSI 015  
Time coverage 2004-6

## Metadata

www.cenia.cz

# Annual national expenditures for management of contaminated sites per unit of GDP



1994-1998, 8‰ GDP

Source: CENIA  
Time coverage 1990-2008

**This time the data were available.  
But what if...**

Remediation of contamination caused by  
Soviet Army in all relevant EU countries.

We are looking then for the  
**yet unincorporated sources**

## Example No. 2

[www.cenia.cz](http://www.cenia.cz)

# Packaging waste generation per capita and by country

2

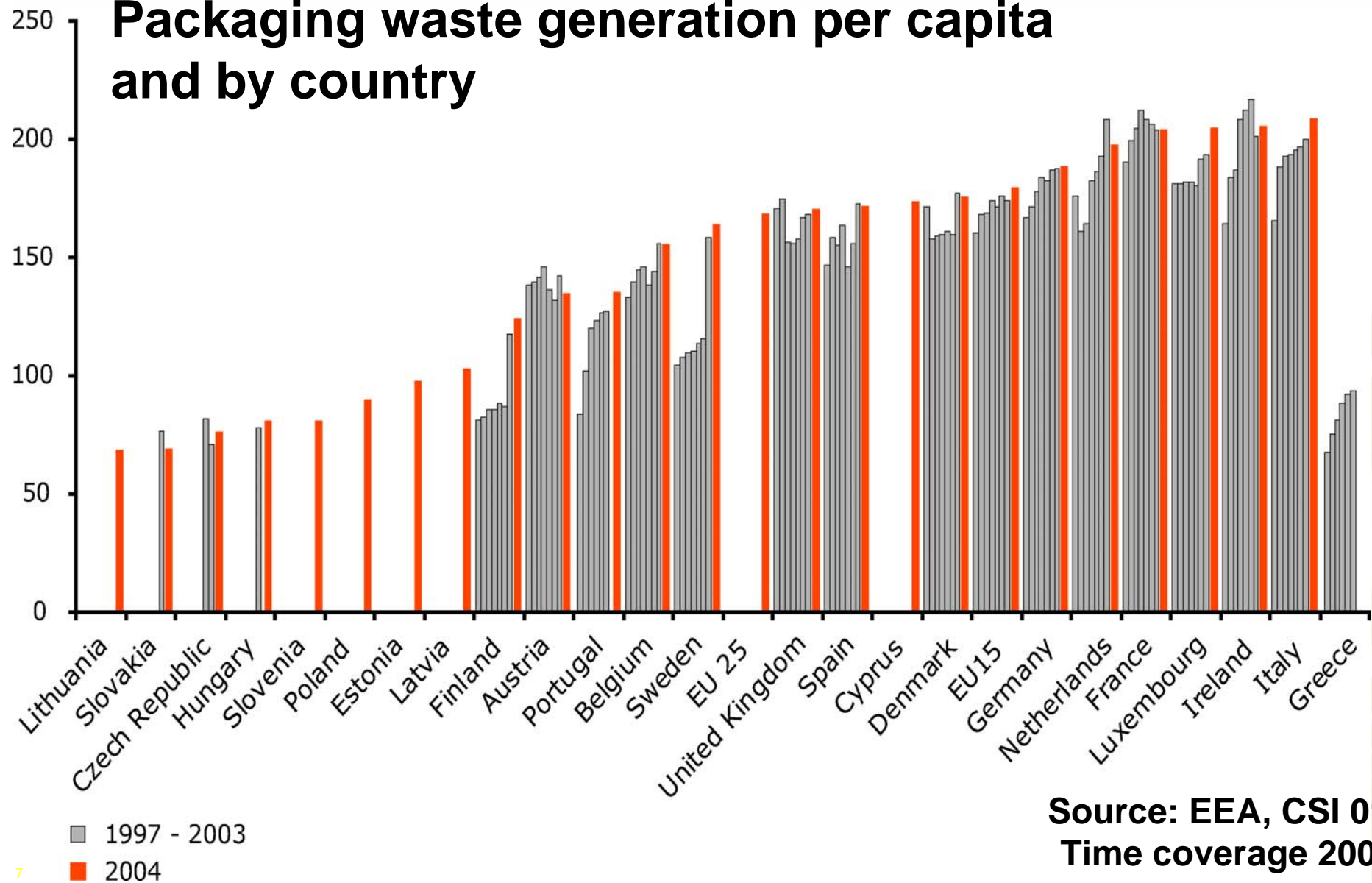
**Timeliness of data**  
**Comparability, experts**  
**Standardisation**



# DATA in the time of crisis

www.cenia.cz

## Packaging waste generation per capita and by country

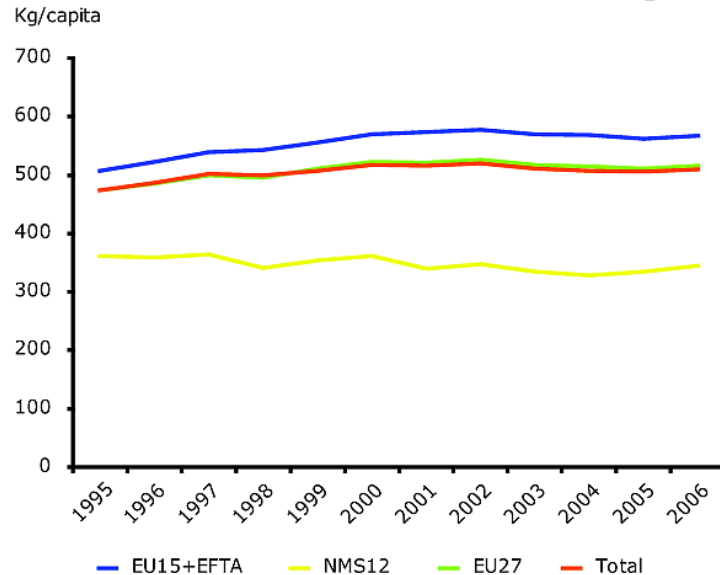


Source: EEA, CSI 017  
Time coverage 2004

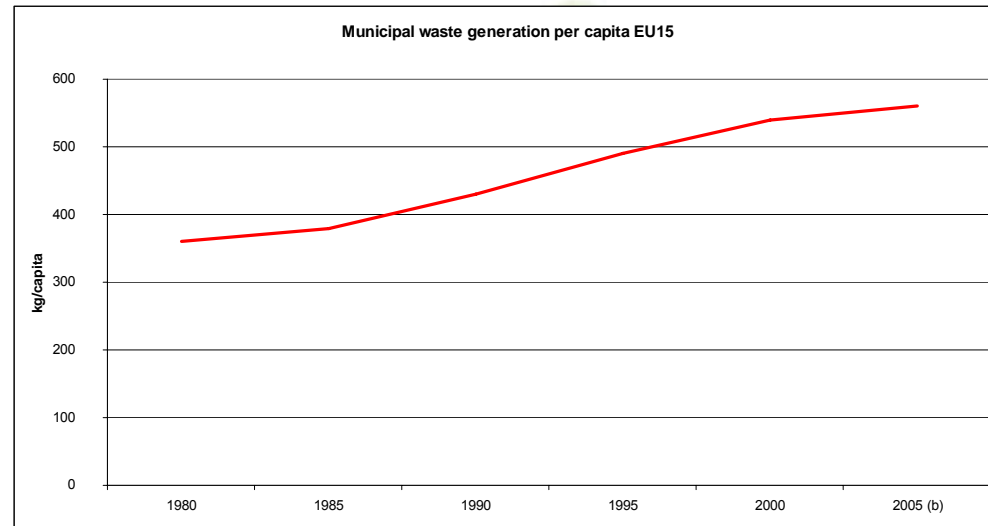
# Comparability of data

www.cenia.cz

## Municipal waste generation



Source: EEA, CSI 016



Source: OECD Compendium 2006-8

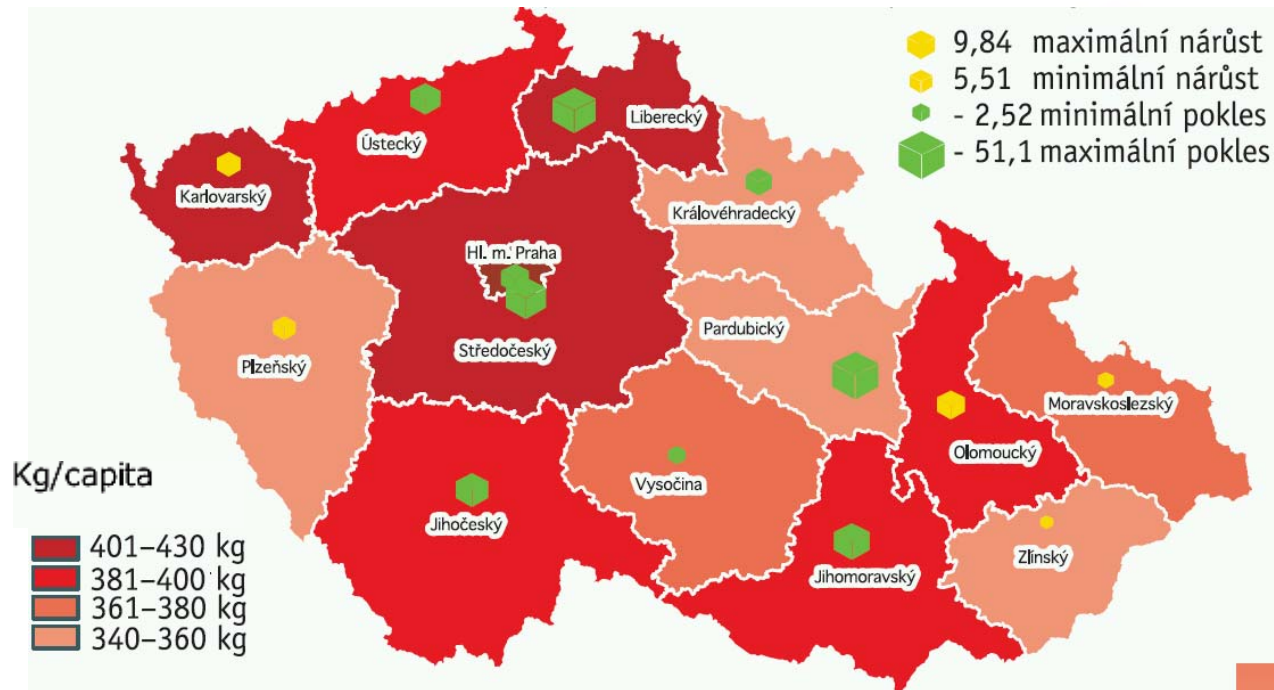
Networking at EU level works, but can we interpret the national data in the same way?



# Standards

www.cenia.cz

## Spatial distribution and trends in municipal waste generation



Source: CENIA 2008

Some data are available at national levels, but seldom shared in known and standardised way.

## National SEIS use cases

**3**

**Horizontal cooperation**  
**Standardisation**  
**SEIS/INSPIRE/GMES integration**

# National SEIS use cases

www.cenia.cz

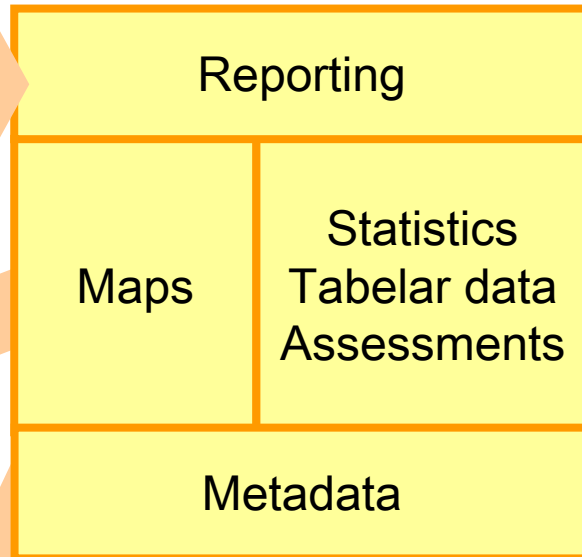
## Data sources

Data sources  
(AOPK, ČHMÚ, ČGS, ČGS-Geofond, SJČR, VÚV, VÚKOZ, Národní parky), ČSÚ, MZe, MZdr, MD, CDV, MPO, ...



## Policy making

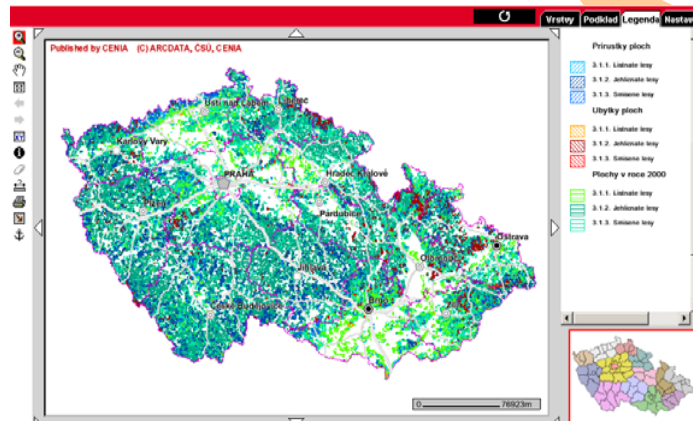
## CZ-ISSaR



## Assessment

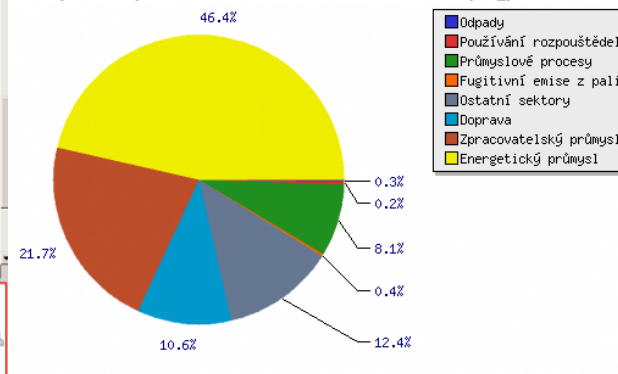


## European reporting




## Map portal

Podíl jednotlivých sektorů na emisích oxidu uhličitého (CO<sub>2</sub>) v roce 2003



## Indicators



## Reports

### Raison d'être of SEIS for the member states

1. enabler for EC and EEA in better top policy making
2. better national SoERs
3. better national policy making and evaluation
4. access to neighbours' data
5. access to environmental models
6. networks of interpreters
7. open licensing of data and models
8. metadata, discovery
9. standardisation
10. need for horizontal cooperation between EC services

**Draft Resolution of the Czech Presidency  
of the Council of the EU conference  
“TOWARDS eENVIRONMENT”**

**We collect political, scientific and technical evidence, needs and requirements from stakeholders.**

**The Resolution will be submitted to the  
June 2009 Council of Environment Ministers.**



CZECH  
ENVIRONMENTAL  
INFORMATION  
AGENCY

[www.cenia.cz](http://www.cenia.cz)

**Thank you for your attention**

**Please comment and return the  
draft Resolution on Friday morning**

CENIA, Czech Environmental Information Agency  
Litevská 8  
100 10 Prague 10  
Czech Republic  
Phone: +420 267 225 226  
Fax: +420 271 742 306  
E-mail: [jiri.hradec@cenia.cz](mailto:jiri.hradec@cenia.cz)